


# How To Fill Your Recycle Container For Curbside Recycling Customers

## #1-7 Plastic Containers

(Number imprinted on bottom of container)



- Plastic containers labeled #1 through #7 - Soda bottles, juice and food containers, Milk, juice and detergent jugs, yogurt containers, etc.

### To Prepare:

- Remove and discard caps and rings and rinse container. Labels may remain.
- **Do not recycle lids.**
- Crush to save space.
- Place plastic in a paper sack, then place sack in recycle bin.
- **Do not recycle hazardous chemical containers (oil, anti-freeze), plastic bags or Styrofoam.**

## Newspaper



Any newspaper may be recycled.

### To Prepare:

- Stack loose, unbound, newsprint items (including supplements) in the bottom of your recycle bin.
- **Do not recycle phone books in your bin.**

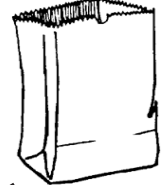
## Tin Cans

- Food containers, such as tuna and soup cans, may be recycled.

### To Prepare:

- Rinse thoroughly; remove labels and ends, if possible.
- Crush to save space.
- Place cans in a paper sack, then place sack in recycle bin.



- **Do not** place aluminum foil TV dinner or pie tins, or other metals such as bronze, copper, etc. in the recycle bins.



Stack on Bottom of Container

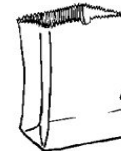
Magazines/Catalogs

## Mixed Paper



## Last Step:

Place lid on bin before leaving it curbside.



Magazines and catalogs that may be recycled:

- 100% slick or shiny pages, such as Time, Newsweek, etc.


### To Prepare:

- Place in a paper sack, then place sack in recycle bin.

### Do not recycle:

- Not 100% Slick Paper, Magazines/Catalogs (such as TV Guide or Reader's Digest)
- Paperback or Hardcover Books

## Corrugated Cardboard (2'x2' max.)



- Corrugated cardboard will be accepted, unless soiled with food, oil or other contaminants.
- Boxes must be broken down.
- Flattened pieces must be no larger than 2'x2' (max. size).
- Place flattened pieces under or beside the recycle bin.

**Do Not** tie in bundles.

## Clear Glass Food & Beverage Containers



The City of Iowa City will no longer collect clear glass at the curb. Clear, brown and green glass is accepted at the dropsites located at City Carton Co. at 3 E. Benton Street, the Iowa City Landfill and Recycling Center and in the North Dodge Hy-Vee Parking Lot.

**Items Must Be Sorted In Order To Be Collected**